

Find out about products
advertised in *Science*...



FREE Webcast of the
Keynote Presentations

SCIENCE ONLINE SCIENCE MAGAZINE HOME SCIENCE NOW NEXT WAVE STKE/AIDS/SAGE SCIENCE CAREERS E-MARKETPLACE

Institution: WISSENSCHAFTSPARK ALBERT EINSTEIN | Sign In as Individual | FAQ

Science magazine

HELP SUBSCRIPTIONS FEEDBACK SIGN IN



SEARCH

BROWSE

▶ ORDER THIS ARTICLE

CLIMATE:

The Terrestrial Carbon Cycle: Implications for the Kyoto Protocol

IGBP Terrestrial Carbon Working Group

In all, 174 countries have ratified the United Nations Framework Convention on Climate Change (UNFCCC), which aims at "the stabilization of greenhouse gases in the atmosphere at a level that will prevent dangerous anthropogenic interference with the climate system." In December 1997, the signatory nations agreed to the **Kyoto Protocol**, which sets out the first steps toward achieving this goal by reducing fossil fuel emissions and the net emissions from some terrestrial ecosystems in developed countries (known as Annex 1 countries in the protocol).

According to the **Kyoto Protocol**, Annex 1 countries can reduce emissions by limiting fossil fuel consumption or by increasing net carbon sequestration in terrestrial carbon sinks. The inclusion of terrestrial carbon sources and sinks in a legally binding emissions reduction framework is significant (1). However, it creates a number of problems that, if not corrected, will seriously limit the protocol's effectiveness as follows:

- The protocol limits the allowable terrestrial sources and sinks of carbon to strictly defined cases of "afforestation, reforestation and deforestation" (2) since 1990 (the "**Kyoto forests**"; see figure below). There are, however, many more ways in which appropriate management of the terrestrial biosphere, especially of soils, can substantially reduce the buildup of atmospheric greenhouse gases.
- The 1990 estimates of carbon emissions, which form the baseline for all emission reduction targets of the protocol, exclude sinks to terrestrial ecosystems. Nevertheless, sources and sinks from the **Kyoto forests** are to be counted as part of a country's efforts to reduce emissions within the specified commitment period (2008 to 2012). This difference is referred to as the "gross-net disparity," and for some nations it serves to decrease the need for reductions in fossil fuel emissions to achieve targets.
- The protocol is not based on a full carbon budget [all components of all ecosystems (3)] applied continuously in time but instead applies a partial budget to discontinuous "commitment" periods. As a result, the protocol has created an opportunity for counterproductive actions that could actually increase cumulative emissions. For example, emissions associated with deforestation between commitment periods will not be counted. There are also many uncertainties about the

▶ Summary of this Article

▶ Download to Citation Manager

▶ Alert me when:
new articles cite this article

▶ Search for similar articles in:
Science Online

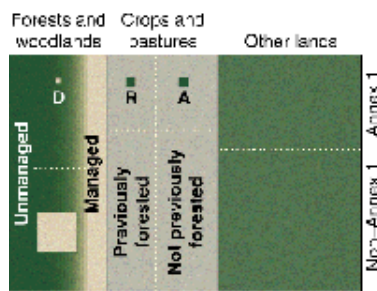
▶ Search Medline for articles by:
IGBP Terrestrial Carbon Working Group,

▶ Search for citing articles in:
HighWire Press Journals

▶ This article appears in the
following Subject Collections:
Science and Policy

relationship of forestry harvesting cycles to the definitions of afforestation, reforestation, and deforestation adopted in the protocol.

The effectiveness of the protocol can be greatly improved within the existing framework. Many details still remain to be decided by subsidiary bodies to the convention, including the Subsidiary Body on Scientific and Technical Advice, which is to meet in Bonn early in June 1998.



note: larger figure at end of file

The Kyoto forests. The total land area of Earth is divided into three types of land cover. The deforested (D), reforested (R), and afforested (A) blocks are estimates, based on 1990-95 rates, of the areas that may be included as offsets to fossil fuel emissions under the **Kyoto** Protocol. The block in the lower left corner represents the area that will be deforested between 1990 to 2010 in non-Annex 1 countries if deforestation continues at 1990-95 rates.

The Terrestrial Carbon Budget

The increase in atmospheric CO₂, the main greenhouse gas, is driven by the emission of 5.5 gigatons (Gt) of carbon per year from fossil fuels and industrial activity (now 6.5 Gt per year) and an additional 1.6 Gt per year from deforestation (4, 5). Terrestrial ecosystems and oceans absorb some of these emissions, but on average 3.4 Gt of carbon accumulate in the atmosphere each year (6). The terrestrial absorption is the small difference between the large amounts of carbon exchanged between terrestrial ecosystems and the atmosphere (about 60 Gt of carbon per year in each direction). Currently, this difference results in a net terrestrial carbon sink of about 2 Gt per year.

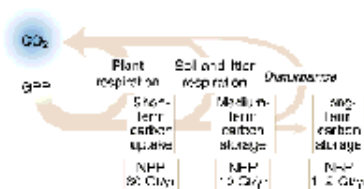
Fossil fuel emissions are essentially irreversible, whereas terrestrial sinks are part of an active biological cycle, so that a substantial fraction of the fossil fuel carbon sequestered in terrestrial biosphere sinks during the next few decades is vulnerable to return to the atmosphere a century or so hence. Thus, terrestrial sinks are best viewed as important but temporary reservoirs that can buy valuable time to reduce industrial emissions, but they are not permanent offsets to these emissions.

Many processes that influence the net terrestrial sink are beyond direct human management, but some terrestrial systems can be managed to increase uptake and decrease emissions. Understanding the nature of terrestrial carbon sinks--their distribution, control, longevity, and reliability--requires a full-system carbon budget applied over large space and long time scales.

The **Kyoto** forests, consisting of post-1990 reforestation, afforestation, and deforestation in Annex 1

countries, are a small subset of the terrestrial carbon budget (see figure above). A full carbon budget applied to all land-use types would account for all potential terrestrial sinks and sources, not just those of the **Kyoto** forests, and would help identify other sinks that could be increased through management.

About 50% of the initial uptake of carbon through photosynthesis [gross primary production (GPP)] is used by plants for growth and maintenance (see figure, below). The remaining carbon is net primary production (NPP). Part of this is shed as litter and enters the soil, where it decomposes, releasing nutrients to the soil and CO₂ to the atmosphere. The remaining carbon after these emissions is net ecosystem production (NEP). Much of this is lost by nonrespiratory processes such as fire, insect damage, and harvest. The remaining carbon is called net biome production (NBP) (7). NBP is a small fraction of the initial uptake of CO₂ from the atmosphere and can be positive or negative; at equilibrium it would be zero. NBP is the critical parameter to consider for long-term (decadal) carbon storage.



note: larger figure at end of file

Terrestrial carbon uptake and storage.

The below-ground compartment (soils and roots) of terrestrial ecosystems is especially important. About two-thirds of terrestrial carbon is found below ground, and below-ground carbon generally has slower turnover rates than above-ground carbon. Thus, carbon storage can be maintained over longer periods of time. Below-ground carbon is normally more protected than above-ground carbon during fires and other disturbances and can contribute a large fraction to NBP.

Carbon Accounting Methodology

The **Kyoto** Protocol established the basis for a system of verifiable emission reduction targets by (i) introducing the concept that verifiable changes in carbon stocks in the land use and forestry sector could offset industrial emissions, (ii) allowing trading of carbon credits between Annex 1 countries (Joint Implementation), and (iii) allowing cooperation between Annex 1 and non-Annex 1 countries in reducing net emissions (Clean Development Mechanisms).

In our view, these steps will require three accounting systems: (i) national inventories that include full carbon budgets; (ii) a subset of this accounting system that assesses verifiable offsets and compliance with the protocol; and, we suspect, (iii) a new accounting system for carbon trading. These additional accounting systems should be logical subsets of the full carbon budget. They will be counterproductive if they incorporate misaccounting or introduce perverse incentives that are inconsistent with the goal of long-term stabilization of atmospheric CO₂ (UNFCCC, Article 2).

National Greenhouse Gas Inventories, which are estimates of gas sources and sinks prepared annually

by each country as part of their obligations under the UNFCCC, will be the main accounting system for measuring both changes in the full carbon budget and verifiable changes in carbon stocks in afforested, reforested, or deforested areas during the commitment period as required by the **Kyoto** Protocol. Values for carbon stocks and their rate of change estimated from small patches of vegetation, plus detailed information on changes in vegetation cover and land conversion, often measured by remote sensing techniques (8), will be the basis for budget calculations. Changes in soil carbon associated with land-use changes (deforestation, cultivation, and so forth) can be large and should logically be included.

The protocol calls for emissions and sinks in the **Kyoto** forests to be "measured as verifiable changes in stocks in each commitment period." This clause needs to be clarified because it is unclear which stocks are included (for example, forest products or soil carbon), and differences in estimates of stocks made only 5 years apart may not be a sufficiently accurate way of measuring fluxes of carbon to the atmosphere without other types of supportive measurements.

There has been concern that the uncertainty in estimating carbon fluxes associated with land-use change and forestry is so large as to threaten the compliance process. In our view, these uncertainties can be reduced to acceptable levels with the application of appropriate inventory techniques. In addition, there has been rapid development over the past decade of quantitative techniques for measuring component fluxes and stocks of the carbon cycle, leading to a vastly improved understanding of the partitioning of carbon between oceans and land and among the various terrestrial sinks. In the context of the **Kyoto** Protocol, instrumental measurement of terrestrial carbon fluxes can provide independent estimates of changes in carbon stocks, as well as insights into the processes affecting full carbon budgets over wide spatial and long time scales.

At the scale of a vegetation patch (about 1 hectare), developments in eddy covariance make possible the continuous measurement (over times from minutes to years) of NEP. At landscape scales (1 to 100 km), measurements can be made of the convective boundary layer, which acts as an interface reservoir between the vegetation surface and the background atmosphere. At regional to global scales, networks measuring the long-term distribution of and trends in atmospheric CO₂ concentration, coupled with inverse modeling of atmospheric transport, give an estimate of NBP. Flux measurements (along with climate, soil, and physiological studies) and manipulative experiments are critical to identify mechanisms responsible for carbon uptake or loss and for long-term metabolic adjustments (for example, sink saturation).

Finally, ecosystem and biospheric models coupled with satellite remote-sensing data can be used as valuable tools to extrapolate flux and process measurements to the appropriate regional, national, and global scales. These methodologies will need to be applied to both managed (that is, the **Kyoto** forests) and unmanaged systems during long periods to account properly for interannual variability and to contribute to a full carbon budget.

Conclusions

A full carbon budget, over sufficient time scales to reflect changes in long-term carbon storage (that is, in NBP), is the appropriate basis for any accounting system for terrestrial carbon. Partial accounting systems, such as that described in the **Kyoto** Protocol, should be logical subsets of the whole-system approach. Eventually, all terrestrial ecosystems, both managed and unmanaged, should be included to recognize and potentially increase all terrestrial sinks, to minimize sources, and to avoid the surprise of large unanticipated releases of carbon from unmanaged systems.

A full carbon budget applied to contiguous commitment periods will discourage counterproductive actions that might arise from partial budget approaches applied to noncontiguous commitment periods.

An integrated system based on the monitoring of changes in carbon stocks and of direct flux measurements, and its improvement over the next decade, will further reduce the uncertainties in estimating carbon sources and sinks and therefore provide a verification tool for a full carbon budget.

Although terrestrial ecosystems can be managed to reduce carbon emissions and increase carbon sink size significantly, such increased carbon uptake can offset fossil fuel emissions only temporarily--on a time scale from decades to a century. Terrestrial carbon sinks are thus best viewed as buying valuable time to address the most significant anthropogenic perturbation of the carbon cycle--fossil fuel emissions.

References and Notes

1. *Greenhouse Gases Sink Approach of the Kyoto Protocol* (European Commission, DG XII/D, Brussels, Belgium, 1998).
2. Afforestation is establishing forests on previously nonforested land; reforestation is establishing forests on land previously forested; and deforestation is the removal of forest.
3. The comprehensive "net-net" approach of the Intergovernmental Panel on Climate Change.
4. Budget figures in this section are based on averages from 1980 to 1990.
5. R. A. Houghton and J. L. Hackler, ORNL/CDIAC-79, NDP-050 (Oak Ridge National Laboratory, Oak Ridge, TN, 1995), p. 144.
6. D. S. Schimel, *Global Change Biol.* **1**, 77 (1995).
7. E.-D. Schulze and M. Heimann, in *Asian Change in the Context of Global Change*, J. N. Galloway and J. Melillo, Eds. (Cambridge Univ. Press, in press).
8. P. R. Copping and M. E. Bauer, *Remote Sens. Rev.* **13**, 207 (1996).
9. We thank NASA, the European Commission DG XII, and the IGBP Secretariat for supporting our meeting of the IGBP Terrestrial Carbon Working Group on the terrestrial carbon cycle on 27 to 29 April 1998 in Stockholm, during which a first draft of this paper was written. Additional information is available at <http://www.igbp.kva.se>

*Contact authors:

Will Steffen*

IGBP Secretariat, Royal Swedish Academy of Sciences, Box 50005, S-10405 Stockholm, Sweden, Tel: (46-8) 166 648, will@igbp.kva.se

Ian Noble*

Research School of Biological Sciences, Australian National University
Canberra, ACT 0200, Australia, Tel: (61-2) 6249 5092, noble@rsbs.anu.edu.au

Josep Canadell*

GCTE /Department of Biological Sciences, Stanford University, Stanford, California 94305
USA, Tel: (1-650) 723 1530, jcanadel@leland.stanford.edu

*Michael Apps**

*Northern Forestry Centre, Canadian Forestry Service
5320-122 Street, Edmonton, Alberta T6H 355, Canada, Tel: (1-403) 435 7305,
mapps@nofc.forestry.ca*

*Ernst-Detlef Schulze**

*Max-Planck Institute for Biogeochemistry, Sophienstrasse 10, D-07443 Jena, Germany, Tel:
(49-3641) 624 011, detlef.schulze@bgc-jena.mpg.de*

*Paul G. Jarvis**

*Institute of Ecology and Resource Management, University of Edinburgh, Darwin Building, Mayfield
Road, Edinburgh EH9 3JU, Scotland, UK, Tel: (44-1316) 505 426, p.jarvis@ed.ac.uk*

Only affiliations:

Dennis Baldocchi, Atmospheric Turbulence and Diffusion Division, NOAA, TN, USA

*Phillipe Ciais, Laboratoire Modélisation du Climat et de l'Environnement, Commissariat à l'Energie
Atomique, France*

Wolfgang Cramer, Potsdam Institute for Climate Impact Research, Germany

James Ehleringer, Department of Biology, University of Utah, UT, USA

Graham Farquhar, Research School of Biological Sciences, Australian National University, Australia

Christopher B. Field, Department of Plant Biology, Carnegie Institution of Washington, CA, USA

*Anver Ghazi, Directorate General for Science, Research and Development, European Commission,
Belgium*

Roger Gifford, Division of Plant Industry, CSIRO, Australia

Martin Heimann, Max Planck Institute for Meteorology, Germany

Richard Houghton, The Woods Hole Research Center, USA

Pavel Kabat, DLO, Winand Staring Center, The Netherlands

Christian Ksrner, Botanisches Institut, UniversitSt Basel, Switzerland

Eric Lambin, Department of Geography, Universite Catholique de Louvain, Belgium

*Sune Linder, Department of Ecology and Environmental Research, Swedish University for
Agricultural Sciences, Sweden*

Harold A. Mooney, Department of Biological Sciences, Stanford University, CA, USA

Daniel Murdiyarmo, GCTE Impacts Center for Southeast Asia, SEAMEO-BIOTROP, Indonesia

Wilfred M. Post, Oak Ridge National Laboratory, USA

I. Colin Prentice, Max-Planck Institute for Biogeochemistry, Germany

Michael R. Raupach, Division of Land and Water, CSIRO, Australia

David S. Schimel, Climate and Global Dynamics Division, National Center for Atmospheric Research, CO, USA

Anatoly Shvidenko, International Institute for Applied Systems Analysis, Austria

Riccardo Valentini, Dipartimento Scienze dell'Ambiente, Universita della Tuscia, Italy

▼ **Summary** of this Article

▼ Download to Citation
Manager

▼ Alert me when:
new articles cite this article

▼ Search for similar articles in:
Science Online

▼ Search Medline for articles by:
IGBP Terrestrial Carbon
Working Group,

▼ Search for citing articles in:
HighWire Press Journals

▼ This article appears in the
following Subject Collections:
Science and Policy

This article has been cited by other articles:

- Martin, P. H., Nabuurs, G.-J., Aubinet, M., Karjalainen, T., Vine, E. L., Kinsman, J., Heath, L. S. (2001). CARBON SINKS IN TEMPERATE FORESTS. *Annu. Rev. Energy Environ.* 26: 435-465 [Abstract] [Full Text]
- Fang, J., Chen, A., Peng, C., Zhao, S., Ci, L. (2001). Changes in Forest Biomass Carbon Storage in China Between 1949 and 1998. *Science* 292: 2320-2322 [Abstract] [Full Text]
- Houghton, R. A., Ramakrishna, K. (1999). A REVIEW OF NATIONAL EMISSIONS INVENTORIES FROM SELECT NON-ANNEX I COUNTRIES: Implications for Counting Sources and Sinks of Carbon. *Annu. Rev. Energy Environ.* 24: 571-605 [Abstract] [Full Text]
- Schimel, D., Melillo, J., Tian, H., McGuire, A. D., Kicklighter, D., Kittel, T., Rosenbloom, N., Running, S., Thornton, P., Ojima, D., Parton, W., Kelly, R., Sykes, M., Neilson, R., Rizzo, B. (2000). Contribution of Increasing CO₂ and Climate to Carbon Storage by Ecosystems in the United States. *Science* 287: 2004-2006 [Abstract] [Full Text]

Volume 280, Number 5368, Issue of 29 May 1998, pp. 1393-1394.
Copyright © 1998 by The American Association for the Advancement of Science. All rights reserved.

AIDScience



▲ PAGE TOP

click here
Graduate Programs
 Search by university,
 topic, or location
 Science Careers
 From the journal Science AAAS

Science AAAS.ORG | FEEDBACK | HELP | LIBRARIANS Science Magazine **SEARCH** ADVANCED

AAAS NEWS SCIENCE JOURNALS CAREERS BLOGS & COMMUNITIES MULTIMEDIA COLLECTIONS JOIN / SUBSCRIBE

CSIRO ALERTS ACCESS RIGHTS MY ACCOUNT SIGN IN

Science The World's Leading Journal of Original Scientific Research, Global News, and Commentary.

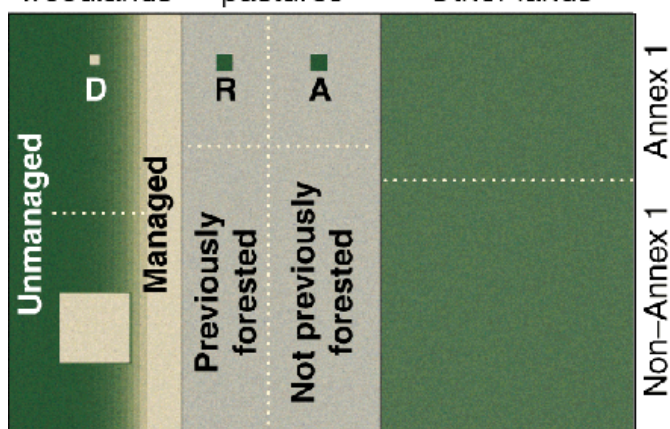
Science Home Current Issue Previous Issues Science Express Science Products My Science About the Journal

Home > Science Magazine > 29 May 1998 > Science 280 (5368) 1393-1394 >

The Terrestrial Carbon Cycle: Implications for the Kyoto Protocol

Science 29 May 1998:
 vol. 280 no. 5368 1393-1394

Forests and woodlands Crops and pastures Other lands



The Kyoto forests.

The total land area of Earth is divided into three types of land cover. The deforested (D), reforested (R), and afforested (A) blocks are estimates, based on 1990–95 rates, of the areas that may be included as offsets to fossil fuel emissions under the Kyoto Protocol. The block in the lower left corner represents the area that will be deforested between 1990 to 2010 in non-Annex 1 countries if deforestation continues at 1990–95 rates.

ADVERTISEMENT

Science MOBILE
 Now Available for Android Phones
 Summaries and abstracts from Science, Science Translational Medicine, and Science Signaling.

ADVERTISEMENT

[To Advertise](#) [Find Products](#)

Science. ISSN 0036-8075 (print), 1095-9203 (online)



News | Science Journals | Careers | Blogs and Communities | Multimedia | Collections | Help | Site Map | RSS
 Subscribe | Feedback | Privacy / Legal | About Us | Advertise With Us | Contact Us

© 2011 American Association for the Advancement of Science. All Rights Reserved.
 AAAS is a partner of HINARI, AGORA, OARE, eIFL, PatientInform, CrossRef, and COUNTER.



 Summaries and abstracts from *Science*, *Science Translational Medicine*, and *Science Signaling*.
 


Now Available for Android Phones Scan the barcode to download from the Android Market.


[AAAS.ORG](#) | [FEEDBACK](#) | [HELP](#) | [LIBRARIANS](#)
Science Magazine [SEARCH](#) [ADVANCED](#)

[CSIRO](#) | [ALERTS](#) | [ACCESS RIGHTS](#) | [MY ACCOUNT](#) | [SIGN IN](#)

[NEWS](#) | [SCIENCE JOURNALS](#) | [CAREERS](#) | [BLOGS & COMMUNITIES](#) | [MULTIMEDIA](#) | [COLLECTIONS](#) | [JOIN / SUBSCRIBE](#)

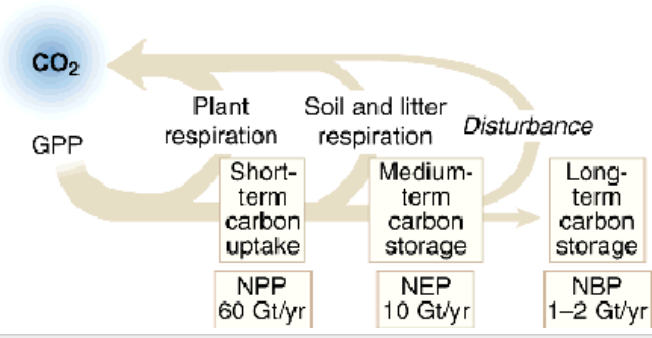

 The World's Leading Journal of Original Scientific Research, Global News, and Commentary.

[Science Home](#) | [Current Issue](#) | [Previous Issues](#) | [Science Express](#) | [Science Products](#) | [My Science](#) | [About the Journal](#)

Home > Science Magazine > 29 May 1998 > Science 280 (5368) 1393-1394 >

The Terrestrial Carbon Cycle: Implications for the Kyoto Protocol

Science 29 May 1998:
vol. 280 no. 5368 1393-1394



Terrestrial carbon uptake and storage.

ADVERTISEMENT

Sign up for a **FREE Science Careers Job Seeker Account**

- Job Alerts
- Event notifications
- Career advice
- Track job search activity
- Apply to jobs online

[Join now](#)

ADVERTISEMENT

INTRODUCING AAAS MemberCentral




The exclusive new website for the AAAS member community.

[Click Here](#)



To Advertise Find Products

Science. ISSN 0036-8075 (print), 1095-9203 (online)


 News | Science Journals | Careers | Blogs and Communities | Multimedia | Collections | Help | Site Map | RSS
 Subscribe | Feedback | Privacy / Legal | About Us | Advertise With Us | Contact Us
 © 2011 American Association for the Advancement of Science. All Rights Reserved.
 AAAS is a partner of HINARI, AGORA, OARE, eIFL, PatientInform, CrossRef, and COUNTER.